



ಬೃಹತ್ ಬೆಂಗಳೂರು ಮಹಾನಗರ ಪಾಲಿಕೆ  
Bruhat Bengaluru Mahanagara Palike



# BBMP COVID-19 WAR ROOM BULLETIN - 18.06.2021

BBMP / COVID-19 WAR ROOM / BULLETIN – 452/ 18.06.2021 / #BBMPfightsCOVID19



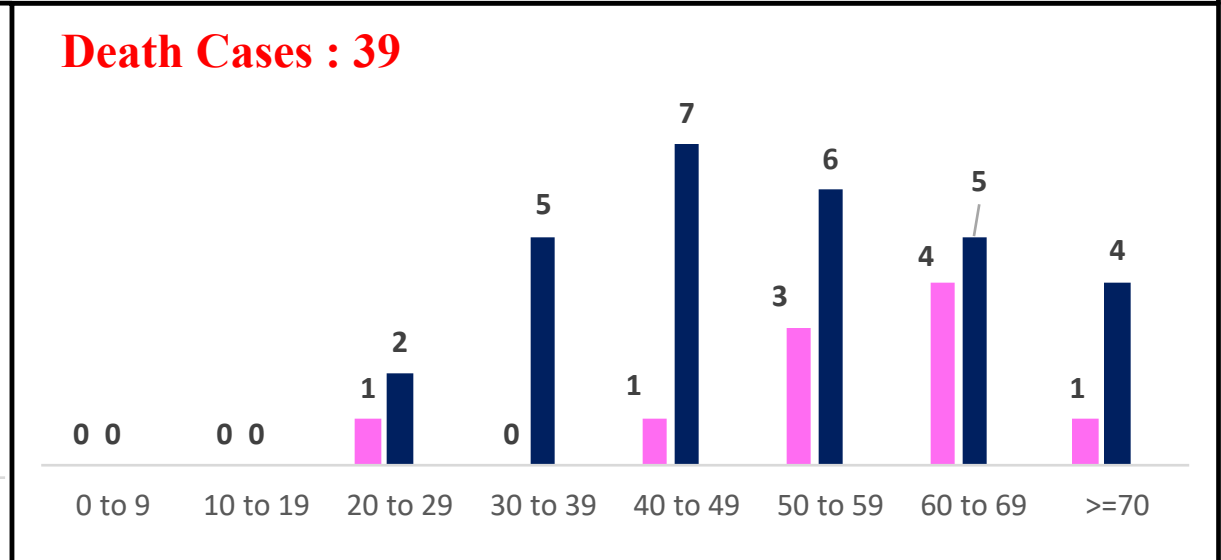
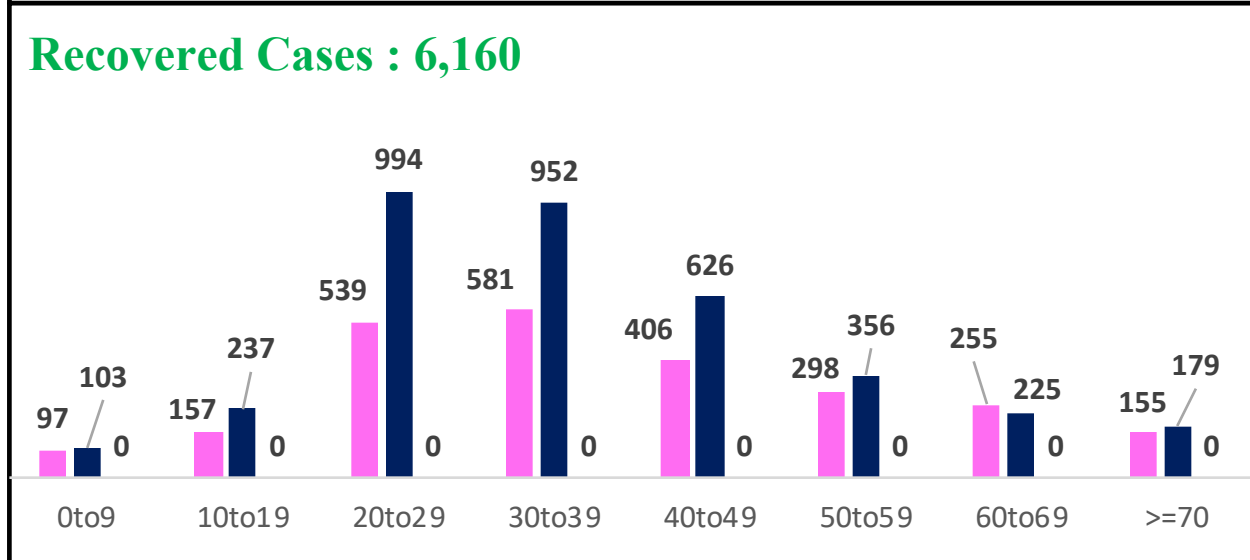
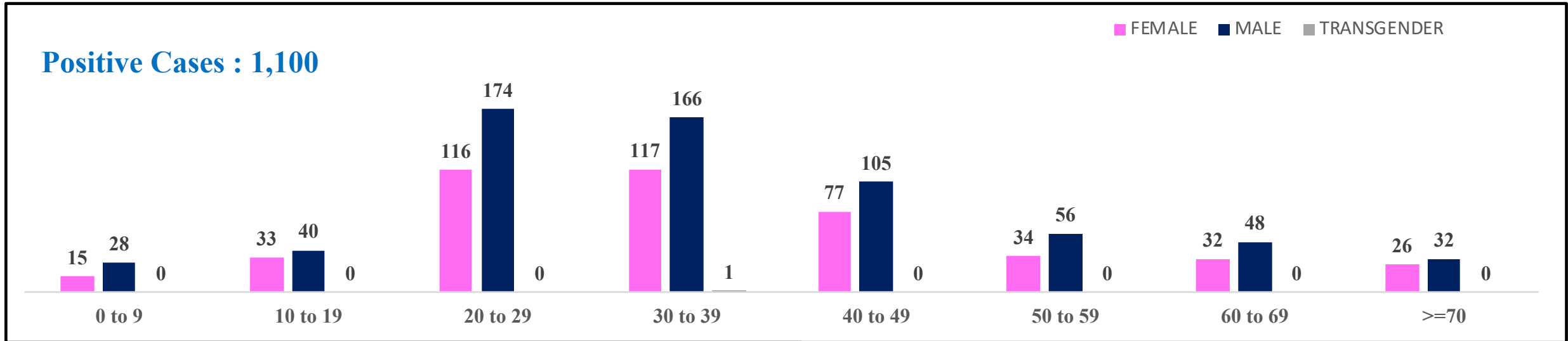
# ABSTRACT OF COVID-19 CASES IN BENGALURU



	MALE	FEMALE	TRANSGENDER	MALE	FEMALE	TRANSGENDER	TOTAL	
	Last 24 Hours	Last 24 Hours	Last 24 Hours	Cumulative	Cumulative	Cumulative	Last 24 Hours	Cumulative
<b>Positive Cases</b>	649	450	1	7,18,950	4,83,983	130	<b>1,100</b>	<b>12,03,063</b>
<b>Recovered Cases</b>	3,672	2,488	0	6,65,059	4,48,653	96	<b>6,160</b>	<b>11,13,808</b>
<b>Death Cases</b>	29	10	0	9,774	5,633	4	<b>39</b>	<b>15,411</b>
<b>Total Tests Done</b>	<b>In Last 24 hrs : 69,377</b>			<b>Cumulative : 1,39,95,938</b>				
<b>ACTIVE CASES</b>				<b>73,844</b>				



# LAST 24 HOURS AGE GROUP AND GENDER WISE DISTRIBUTION





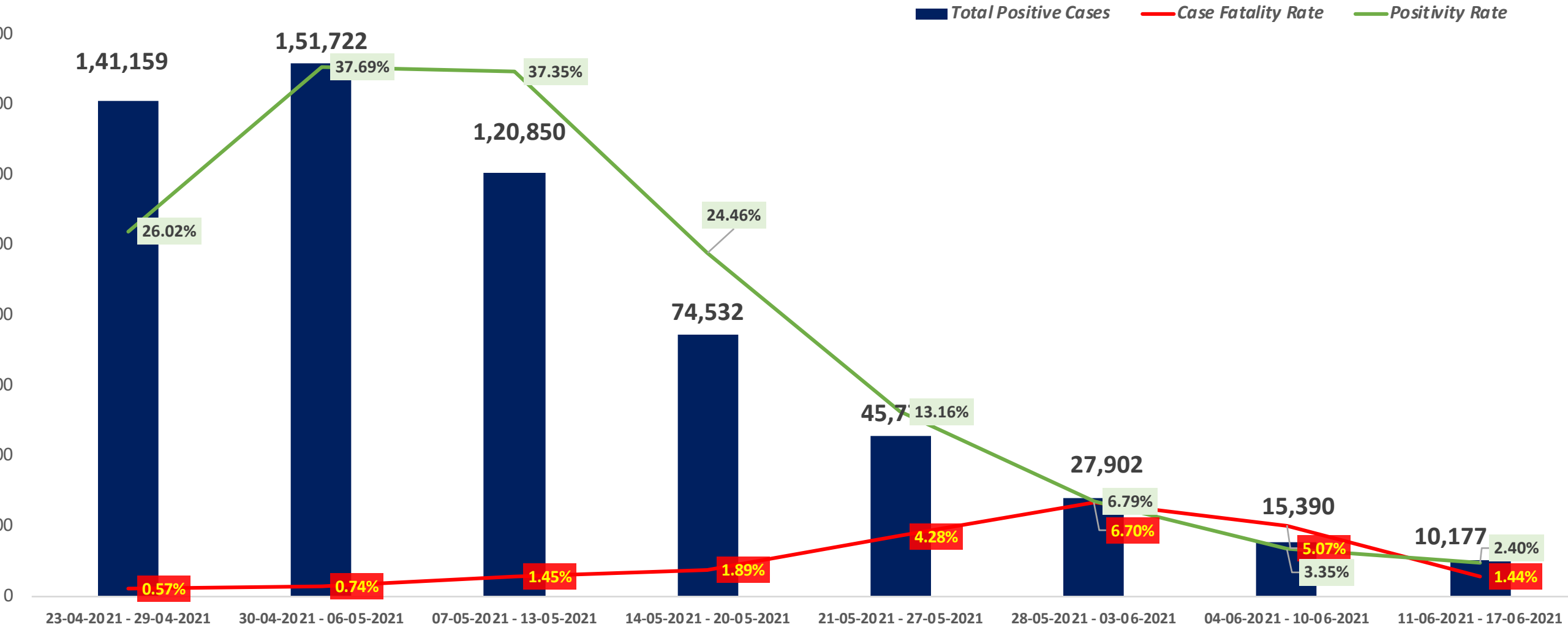
# SNAPSHOT OF BENGALURU COVID-19 CASES IN LAST 8 WEEKS



	23/04/21 TO 29/04/21	30/04/21 TO 06/05/21	07/05/21 TO 13/05/21	14/05/21 TO 20/05/21	21/05/21 TO 27/05/21	28/05/21 TO 03/06/21	04/06/21 TO 10/06/21	11/06/21 TO 17/06/21
<b>Total Positive Cases</b>	1,41,159	1,51,722	1,20,850	74,532	45,770	27,902	15,390	10,177
<b>Total Recovered Cases</b>	30,924	67,686	1,00,211	1,44,853	1,52,247	75,531	54,028	27,946
<b>Total Death Cases</b>	801	1,119	1,756	1,410	1,959	1,869	781	147
<b>Case Fatality Rate</b>	0.57%	0.74%	1.45%	1.89%	4.28%	6.70%	5.07%	1.44%
<b>Total Tests Conducted</b>	5,42,572	4,02,583	3,23,568	3,04,689	3,47,780	4,11,018	4,59,477	4,23,547
<b>Positivity Rate</b>	26.02%	37.69%	37.35%	24.46%	13.16%	6.79%	3.35%	2.40%

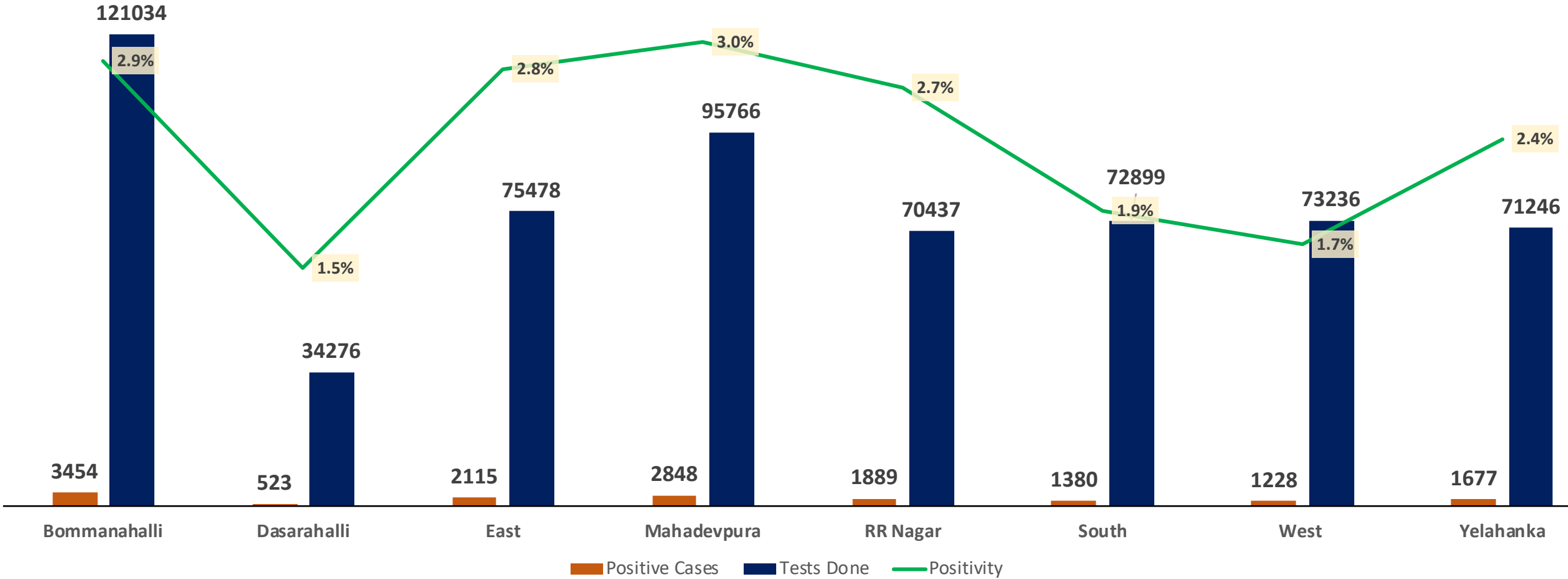


# POSITIVITY AND MORTALITY RATE OF BENGALURU – LAST 8 WEEKS



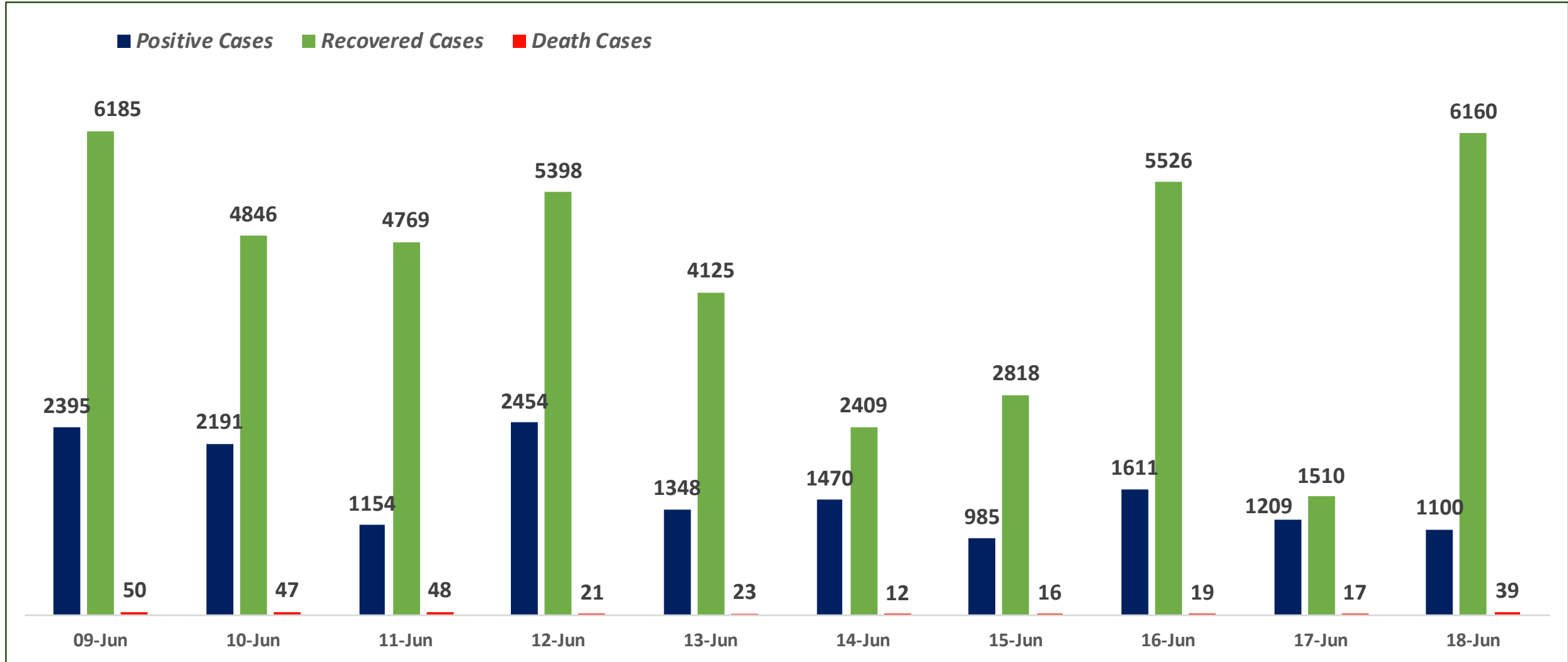


# ZONE WISE POSITIVITY TREND IN LAST 10 DAYS





# SNAPSHOT OF POSITIVE, RECOVERED AND DEATH CASES OVER LAST 10 DAYS ACROSS BBMP ZONES

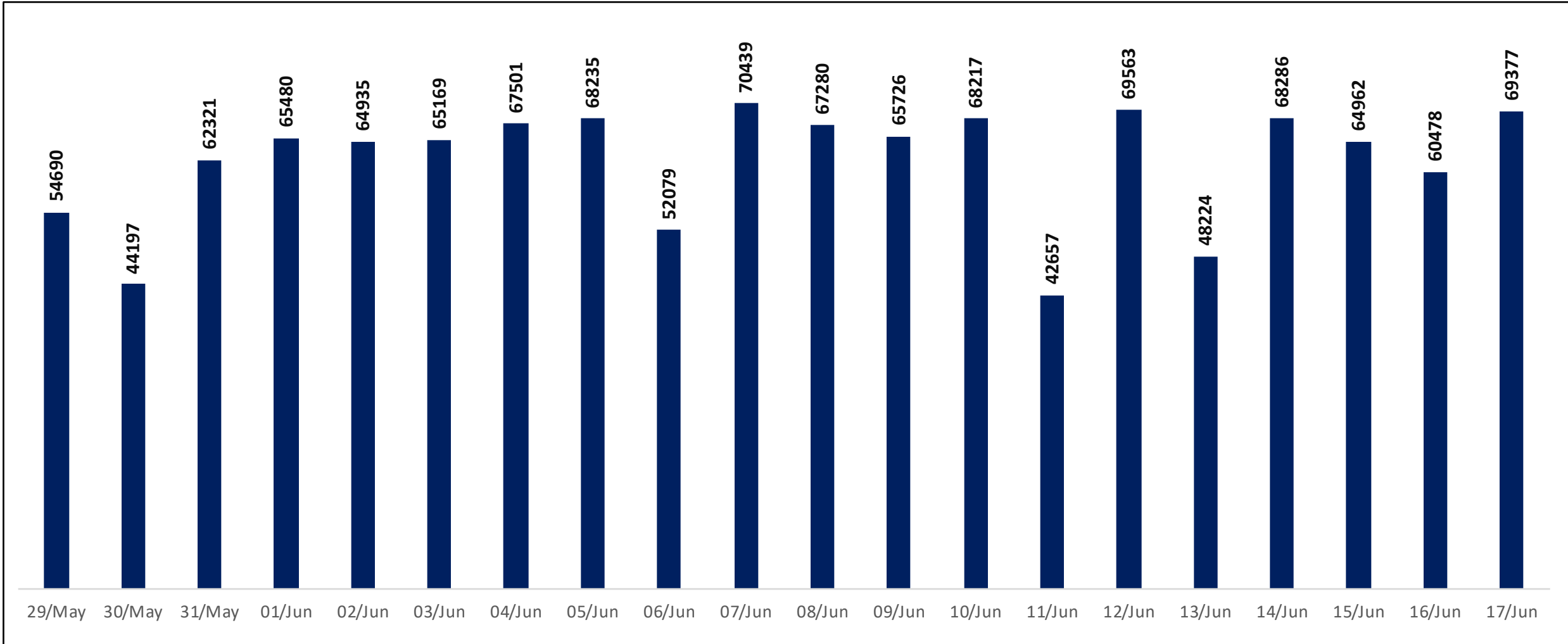




# TESTING TRENDS IN BENGALURU



Total Test Conducted Till Date	Test Conducted Last 24 hours
1,39,95,938	69,377





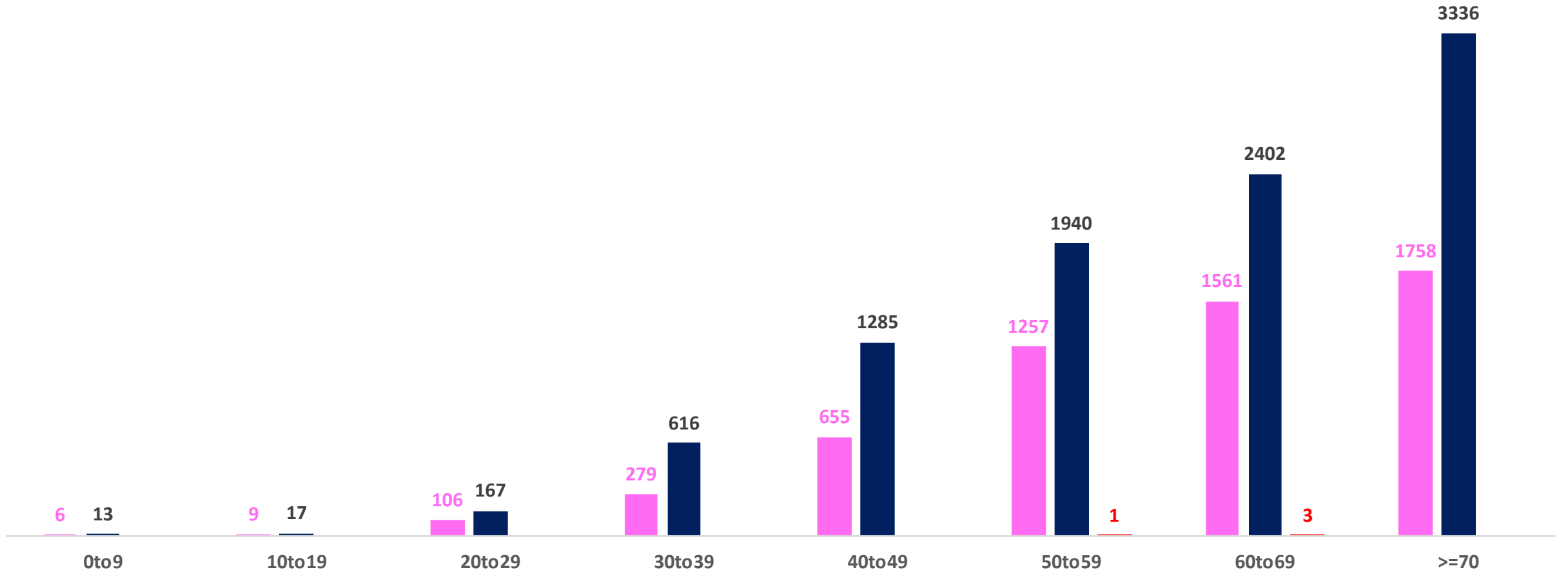


# AGE AND GENDER WISE DISTRIBUTION OF DEATH CASES



**Death Cases: 15,411**

■ Female ■ Male ■ Transgender

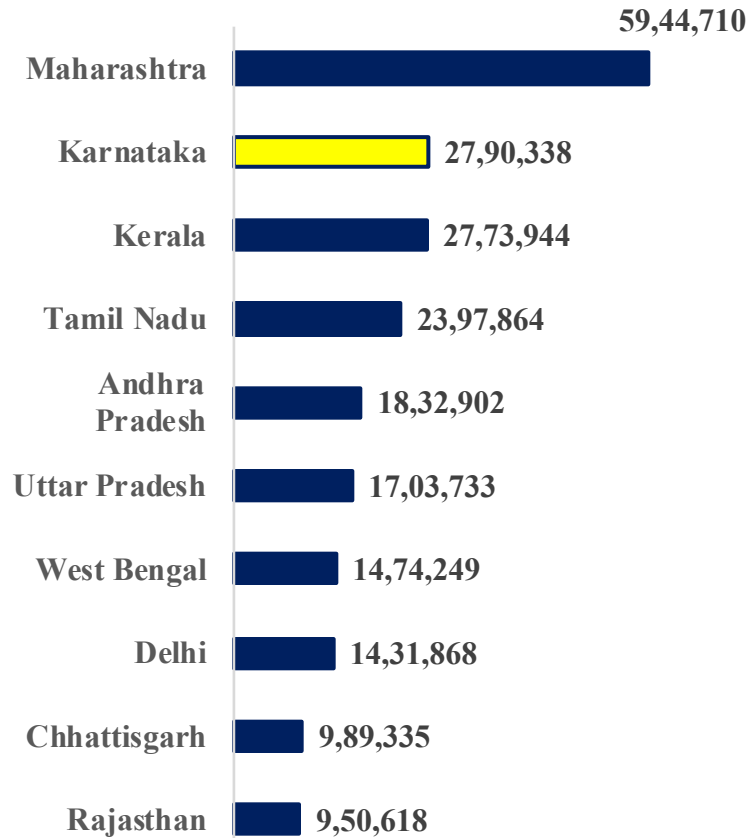




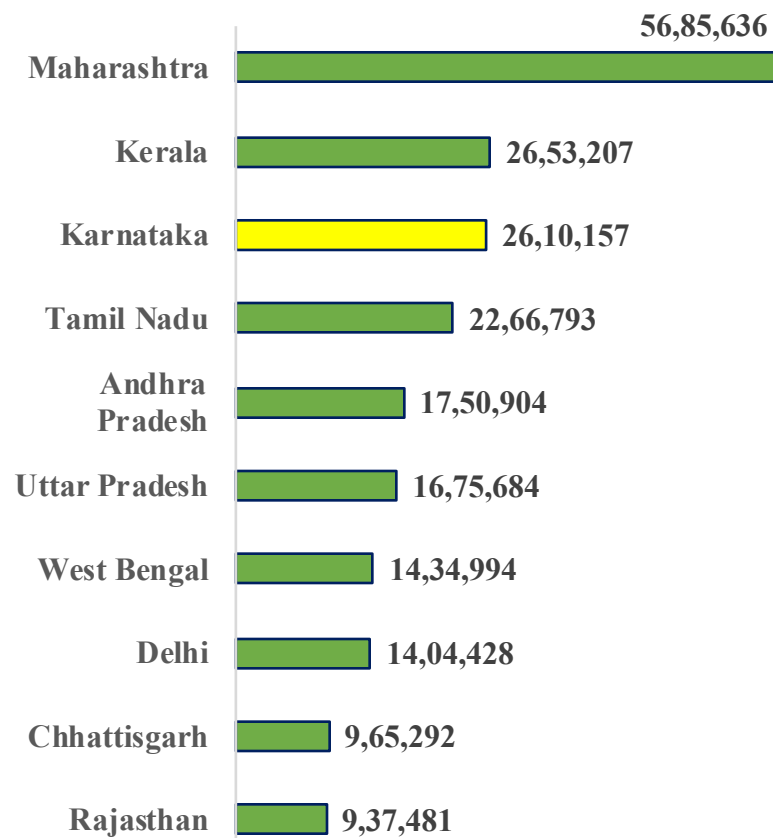
# TOP 10 COVID19 AFFECTED INDIAN STATES



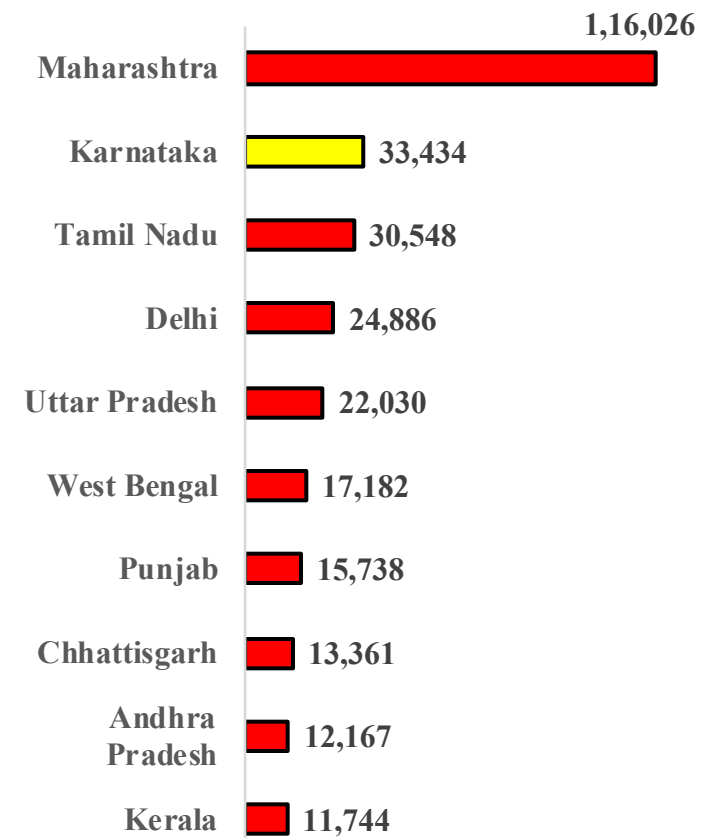
## Total Positive Cases



## Total Recovered Cases



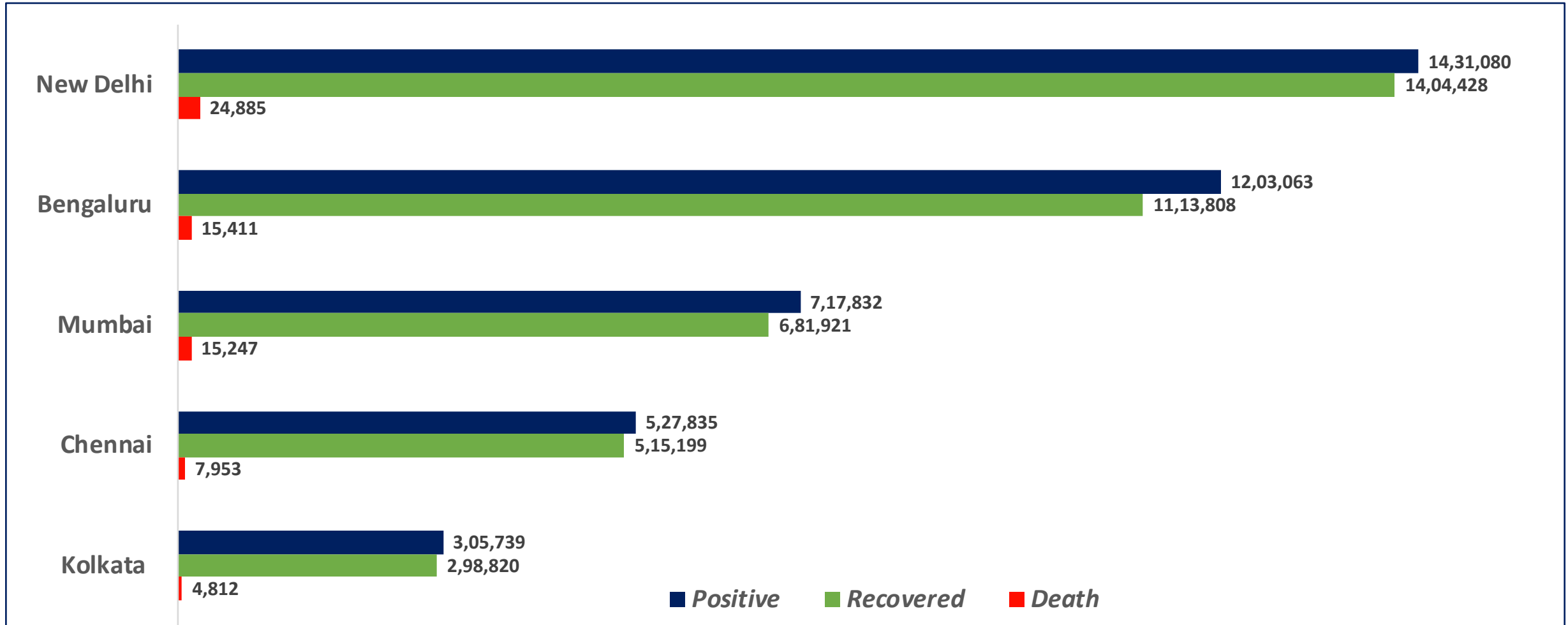
## Total Death Cases



Source : <https://www.covid19india.org/> at 6:00 pm (18.06.2021)



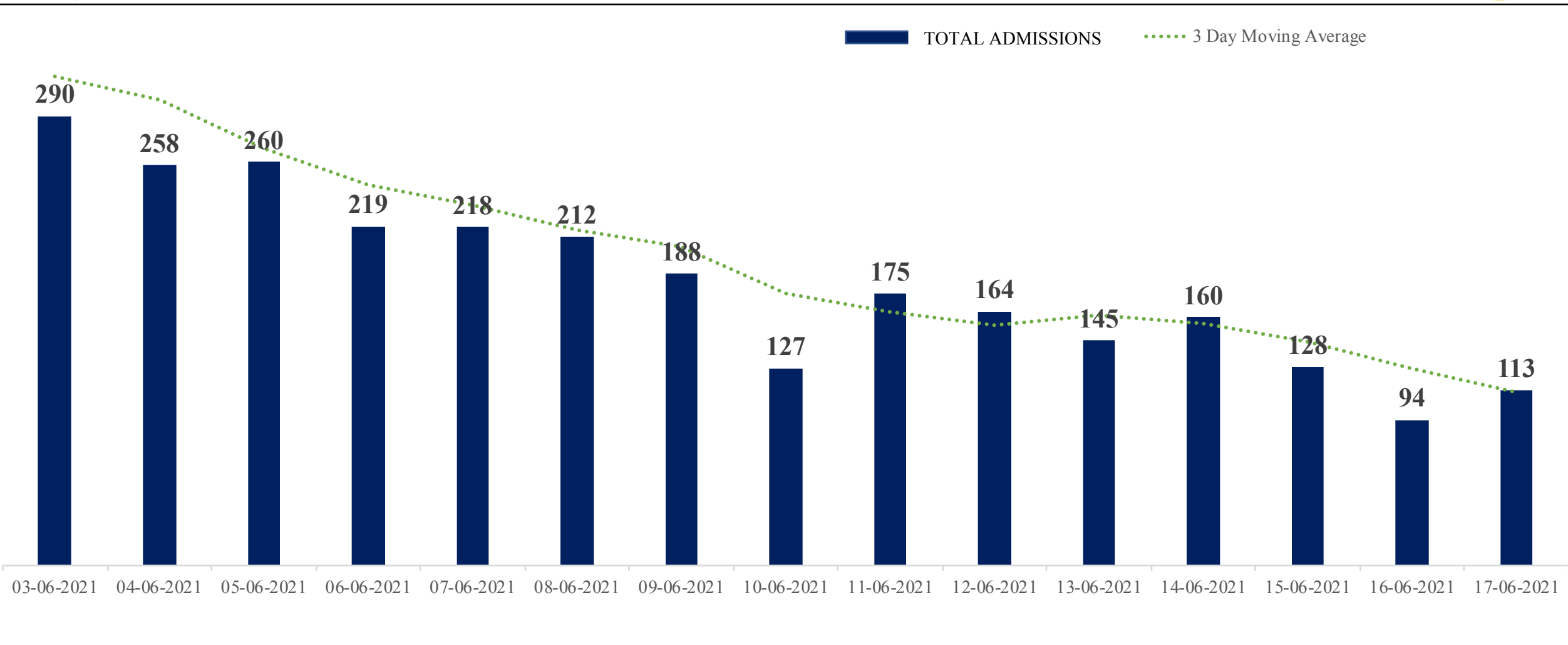
# BENGALURU AND OTHER METROPOLITAN CITIES



Source : <https://www.covid19india.org/> at 6:00 pm (18.06.2021)



# HOSPITAL ADMISSIONS LAST 15 DAYS TREND



\* Numbers as per Central Hospital Bed Management System (CHBMS)

\* Only Fresh Admissions considered



# CCC/TRIAGE CENTRE REPORT – 18.06.2021

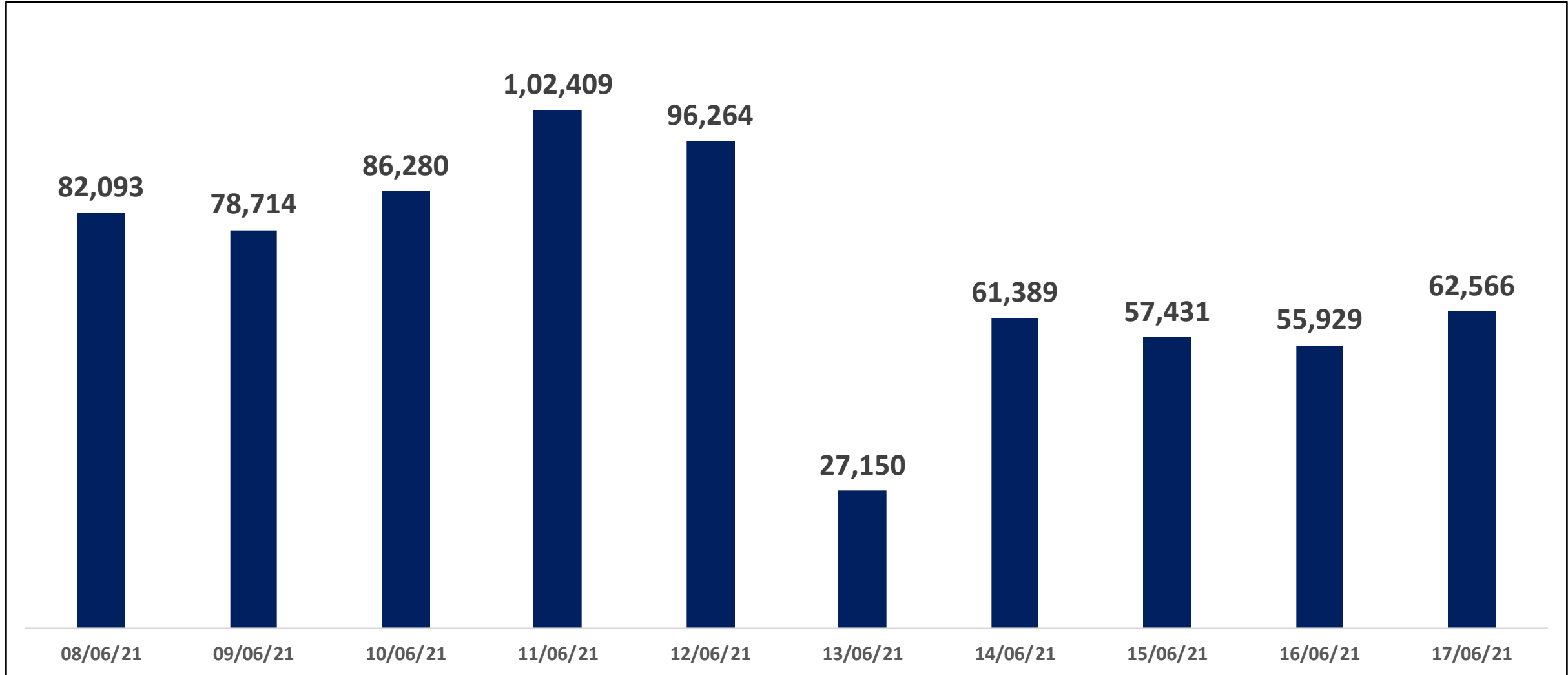


ZONE NAME	Total Triage Centres	Triage Details Breakup				Of Today's Triage, Patient Recommended for		
		Triaged till Previous Day	Today's Walk In Triage	Today's MTU Triage	Total Triaged Today	Home Isolation	CCC / MH	Hospital
BOMMANAHALLI	3	521	10	0	10	0	1	9
DASARAHALLI	2	304	6	0	6	5	0	1
EAST	2	289	4	0	4	1	3	0
MAHADEVAPURA	2	520	4	0	4	0	2	2
RR NAGAR	3	978	13	6	19	16	3	0
SOUTH	3	354	1	1	2	1	0	1
WEST	2	448	1	0	1	0	1	0
YELAHANKA	3	924	10	10	20	6	9	5
<b>TOTAL</b>	<b>20</b>	<b>4338</b>	<b>49</b>	<b>17</b>	<b>66</b>	<b>29</b>	<b>19</b>	<b>18</b>

\* data as on 04:00 PM (18.06.2021)



# TOTAL VACCINATION DOSES ADMINISTERED IN LAST 10 DAYS





# COVID BED STATUS AS ON 18.06.2021



SR. NO.	Facility Type	No. of Hospital	Total Allocated Beds for C+ Patients					Occupied Beds for C+ Patients					Net Available Beds for C+ Patients				
			Gen Beds	HDU	ICU Beds	ICU-V	Total	Gen Beds	HDU	ICU Beds	ICU-V	Total	Gen Beds	HDU	ICU Beds	ICU-V	Total
1	Government Medical Colleges	4	20	621	53	76	770	0	72	29	25	126	20	549	24	51	644
2	Government Hospitals	17	694	228	65	162	1,149	167	87	12	79	345	527	141	53	83	804
3	Private Medical Colleges	12	3,966	2,342	136	203	6,647	29	133	53	109	324	3,937	2,209	83	94	6,323
4	Private Hospitals	144	2,652	1,743	338	221	4,954	306	373	128	141	948	2,346	1,370	210	80	4,006
5	Covid Care Centre	20	150	437	-	-	587	120	130	-	-	250	30	307	-	-	337
<b>Total Beds</b>		<b>197</b>	<b>7,482</b>	<b>5,371</b>	<b>592</b>	<b>662</b>	<b>14,107</b>	<b>622</b>	<b>795</b>	<b>222</b>	<b>354</b>	<b>1,993</b>	<b>6,860</b>	<b>4,576</b>	<b>370</b>	<b>308</b>	<b>12,114</b>



# SNAPSHOT OF COVID-19 CASES IN BENGALURU URBAN



**Total Wards With  
>100 Cases\* :  
41**

**Tests Conducted  
On 17.06.2021:  
69,377**

**Recovery  
Rate:  
92.58%**

**Total  
Active Cases :  
73,844**

**Total Vaccinated on  
17.06.2021:  
62,566**

**Positivity  
Rate\* :  
2.40%**

**Active  
Rate:  
6.14%**

**Case  
Fatality Rate\* :  
1.44%**

\*Total positive cases In the past 10 days



\*CFR and positivity is for Past 7 days





ಬೃಹತ್ ಬೆಂಗಳೂರು ಮಹಾನಗರ ಪಾಲಿಕೆ  
Bruhat Bengaluru Mahanagara Palike




<b>Download BBMP Bulletin</b>	<a href="https://apps.bbmpgov.in/covid19/mediabulletin.php">https://apps.bbmpgov.in/covid19/mediabulletin.php</a>
<b>For BBMPCovid19 Bed Status:</b>	<a href="https://apps.bbmpgov.in/covid19/en/Bedstatus.php">https://apps.bbmpgov.in/covid19/en/Bedstatus.php</a>
<b>To register for vaccination :</b>	<a href="https://selfregistration.cowin.gov.in/">https://selfregistration.cowin.gov.in/</a>
<b>BBMP COVID19 Dashboard:</b>	<a href="https://apps.bbmpgov.in/covid19/">https://apps.bbmpgov.in/covid19/</a>
<b>Follow us on:</b>	 <a href="http://www.facebook.com/bbmp.comm1/">www.facebook.com/bbmp.comm1/</a>
	 <a href="https://twitter.com/BBMPCOMM">twitter.com/BBMPCOMM</a>


Issued by:


Honorable Chief Commissioner, BBMP  
Special Commissioner Health & IT, BBMP  
MD, Bengaluru Smart City Limited

**THANK YOU !**



ಆರೋಗ್ಯ ಮತ್ತು ಕುಟುಂಬ ಕಲ್ಯಾಣ ಇಲಾಖೆ





# ಬಿಸಿ

## ಹಾರಿಸಿಕೊಳ್ಳಿ

ಹೆಚ್ಚಿನ ಮಾಹಿತಿಗಾಗಿ 24x7 ಉಚಿತ ಆರೋಗ್ಯ ಸಹಾಯವಾಣಿ 104 ಕ್ಕೆ ಕರೆ ಮಾಡಿ

ಎಲ್ಲರಿಗೂ ಆರೋಗ್ಯ ಎಲ್ಲೆಡೆಯೂ ಆರೋಗ್ಯ